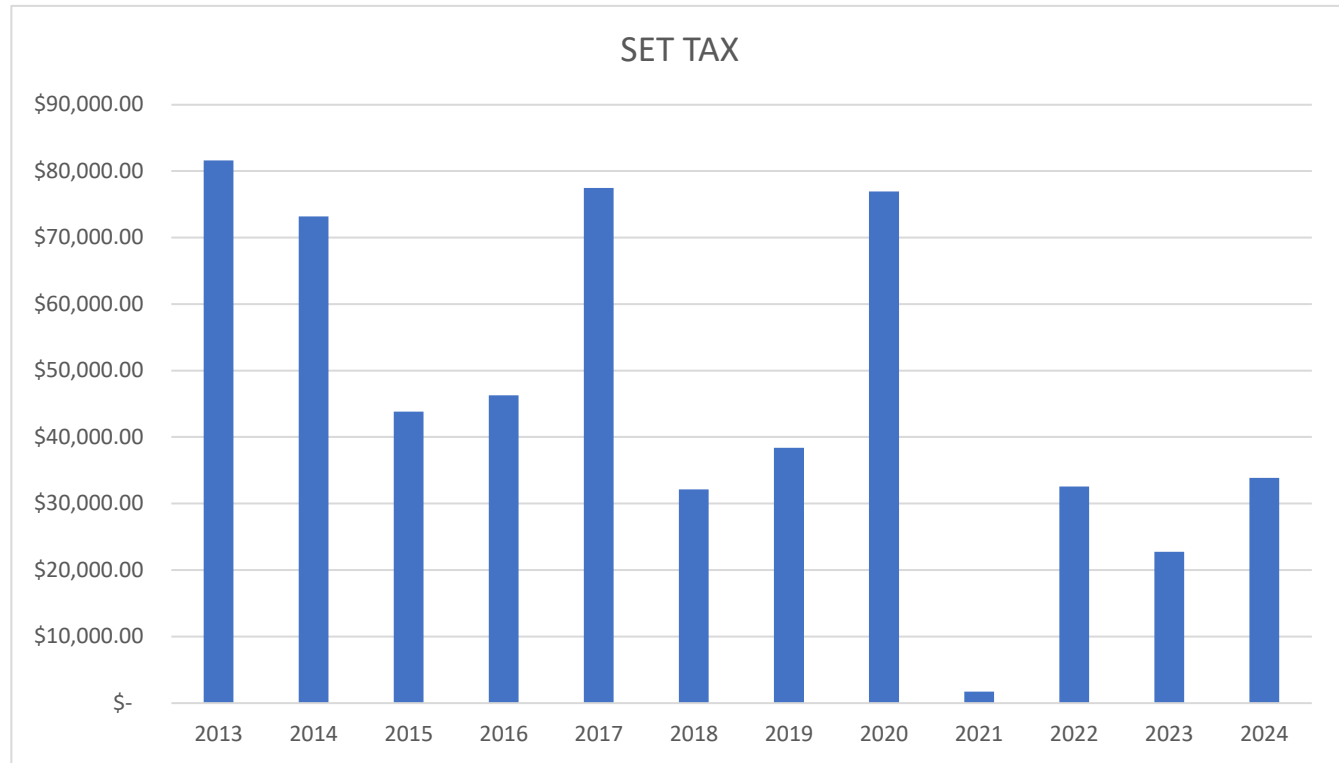
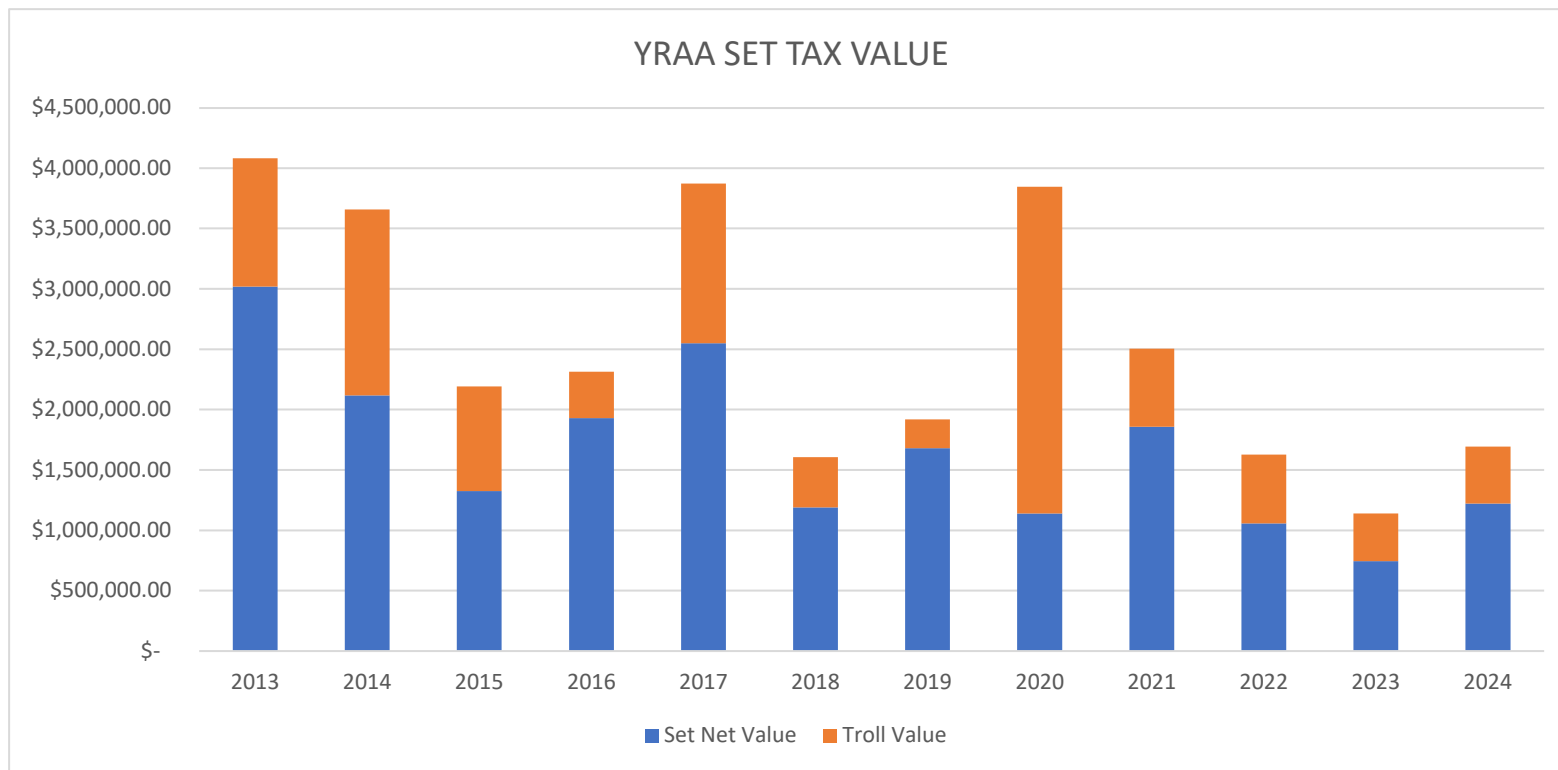


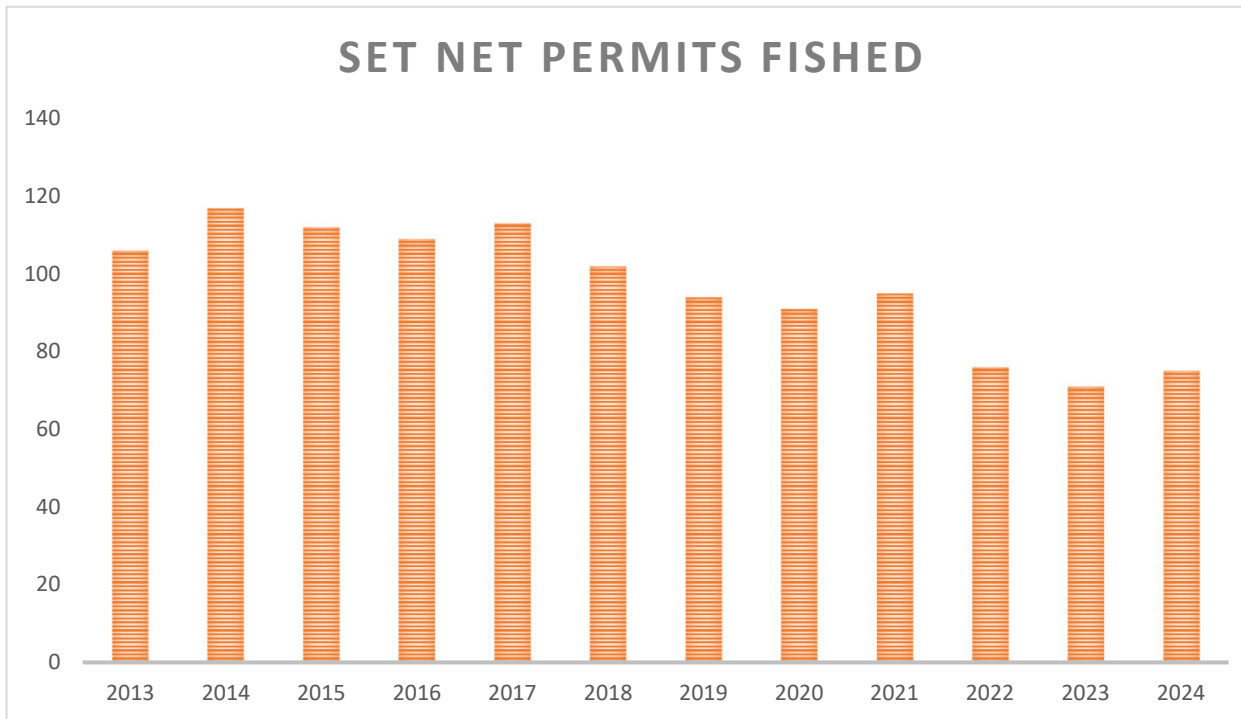
YEAR	SET TAX
2013	\$ 81,611.34
2014	\$ 73,157.94
2015	\$ 43,824.03
2016	\$ 46,299.18
2017	\$ 77,436.48
2018	\$ 32,127.54
2019	\$ 38,391.79
2020	\$ 76,922.04
2021	\$ 1,734.08
2022	\$ 32,565.79
2023	22,769.92
2024	\$ 33,849.04
	\$ 560,689.17



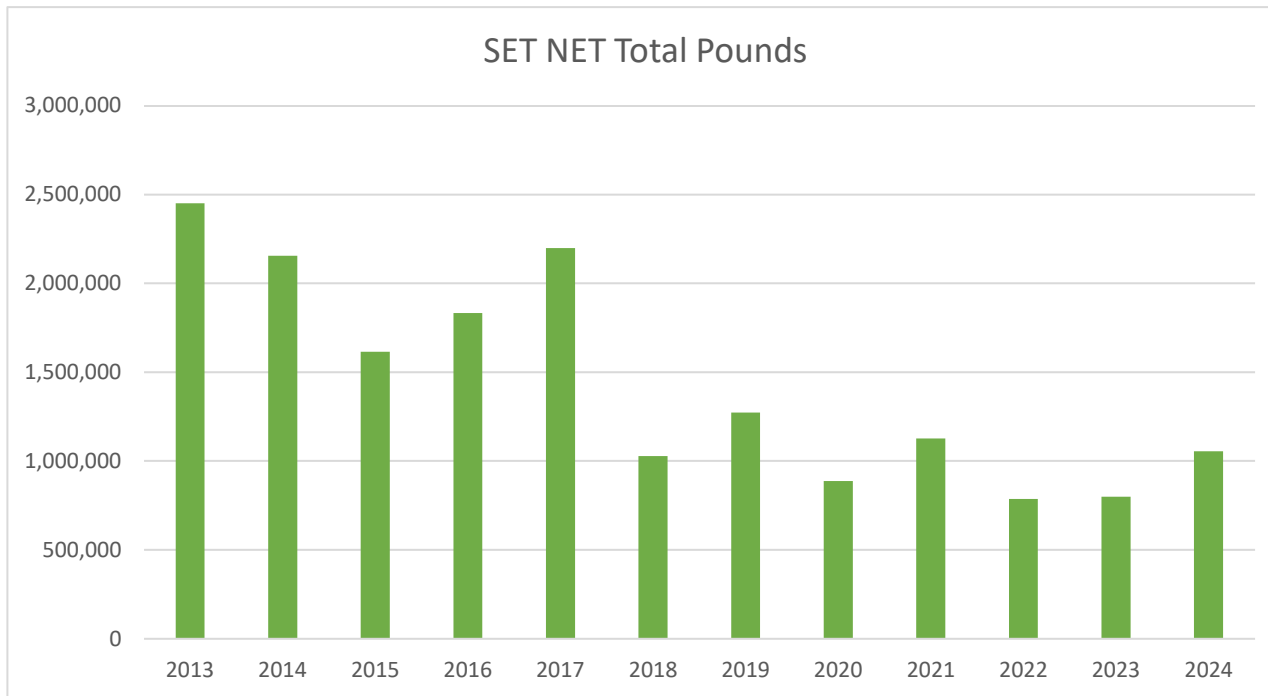
YEAR	Set Net Value	Troll Value	Total Value
2013	\$ 3,018,686.00	\$ 1,061,881.00	\$ 4,080,567.00
2014	\$ 2,117,425.00	\$ 1,540,472.00	\$ 3,657,897.00
2015	\$ 1,324,263.00	\$ 866,938.00	\$ 2,191,201.00
2016	\$ 1,930,288.00	\$ 384,671.00	\$ 2,314,959.00
2017	\$ 2,549,101.00	\$ 1,322,723.00	\$ 3,871,824.00
2018	\$ 1,190,558.00	\$ 415,819.00	\$ 1,606,377.00
2019	\$ 1,680,220.00	\$ 239,369.50	\$ 1,919,589.50
2020	\$ 1,139,018.00	\$ 2,707,084.00	\$ 3,846,102.00
2021	\$ 1,857,105.00	\$ 646,844.00	\$ 86,704.00 value paid on
2022	\$ 1,056,497.00	\$ 571,792.50	\$ 1,628,289.50
2023	\$ 744,485.00	\$ 394,011.00	\$ 1,138,496.00
2024	\$ 1,221,560.00	\$ 470,892.00	\$ 1,692,452.00



YEAR	Permits FISHED	Total Pounds	Total Earnings
2013	106	2,451,965	\$ 3,018,686.00
2014	117	2,155,964	\$ 2,117,425.00
2015	112	1,615,845	\$ 1,324,263.00
2016	109	1,832,588	\$ 1,930,288.00
2017	113	2,199,766	\$ 2,549,101.00
2018	102	1,027,757	\$ 1,190,558.00
2019	94	1,272,169	\$ 1,680,220.00
2020	91	886,649	\$ 1,139,018.00
2021	95	1,126,788	\$ 1,857,105.00
2022	76	786,409	\$ 1,056,497.00
2023	71	799,467	\$ 744,485.00
2024	75	1,054,616	\$ 1,221,560.00



YEAR	SET NET Total Pounds
2013	2,451,965
2014	2,155,964
2015	1,615,845
2016	1,832,588
2017	2,199,766
2018	1,027,757
2019	1,272,169
2020	886,649
2021	1,126,788
2022	786,409
2023	799,467
2024	1,054,616



YEAR	SET NET Total Earnings
2013	\$ 3,018,686.00
2014	\$ 2,117,425.00
2015	\$ 1,324,263.00
2016	\$ 1,930,288.00
2017	\$ 2,549,101.00
2018	\$ 1,190,558.00
2019	\$ 1,680,220.00
2020	\$ 1,139,018.00
2021	\$ 1,857,105.00
2022	\$ 1,056,497.00
2023	\$ 744,485.00
2024	\$ 1,221,560.00

